

Scaled data based on original data using
LM-79-08 Approved Method: Electrical and Photometric Measurements of Solid-
State Lighting Products

Test Report Prepared for
Cooper Lighting Solutions
(formerly Eaton)

Brand: INVUE

Report Number: P676971

Luminaire Tested: **CCW-SA-2E-727-U-SL3-HSS**

Issue Date: 04/25/2023



Test Information

Test Method: LM-79-08
Report Number: P676971
Test Lab: INNOVATION CENTER(G1)
Issue Date: 04/25/2023
Manufacturer: COOPER LIGHTING SOLUTIONS (FORMERLY EATON)
Product Line: INVUE
Catalog Number: CCW-SA-2E-727-U-SL3-HSS
Description: INVUE CLEAR CURVE Wall Pack MOUNT Light Square Luminaire @1050mA w/
SL3 distribution lens and House Side Shield
Light Source: (32) 2700K CCT, 70 CRI LEDs
Ballast/Driver: ELECTRONIC DRIVER

Summary

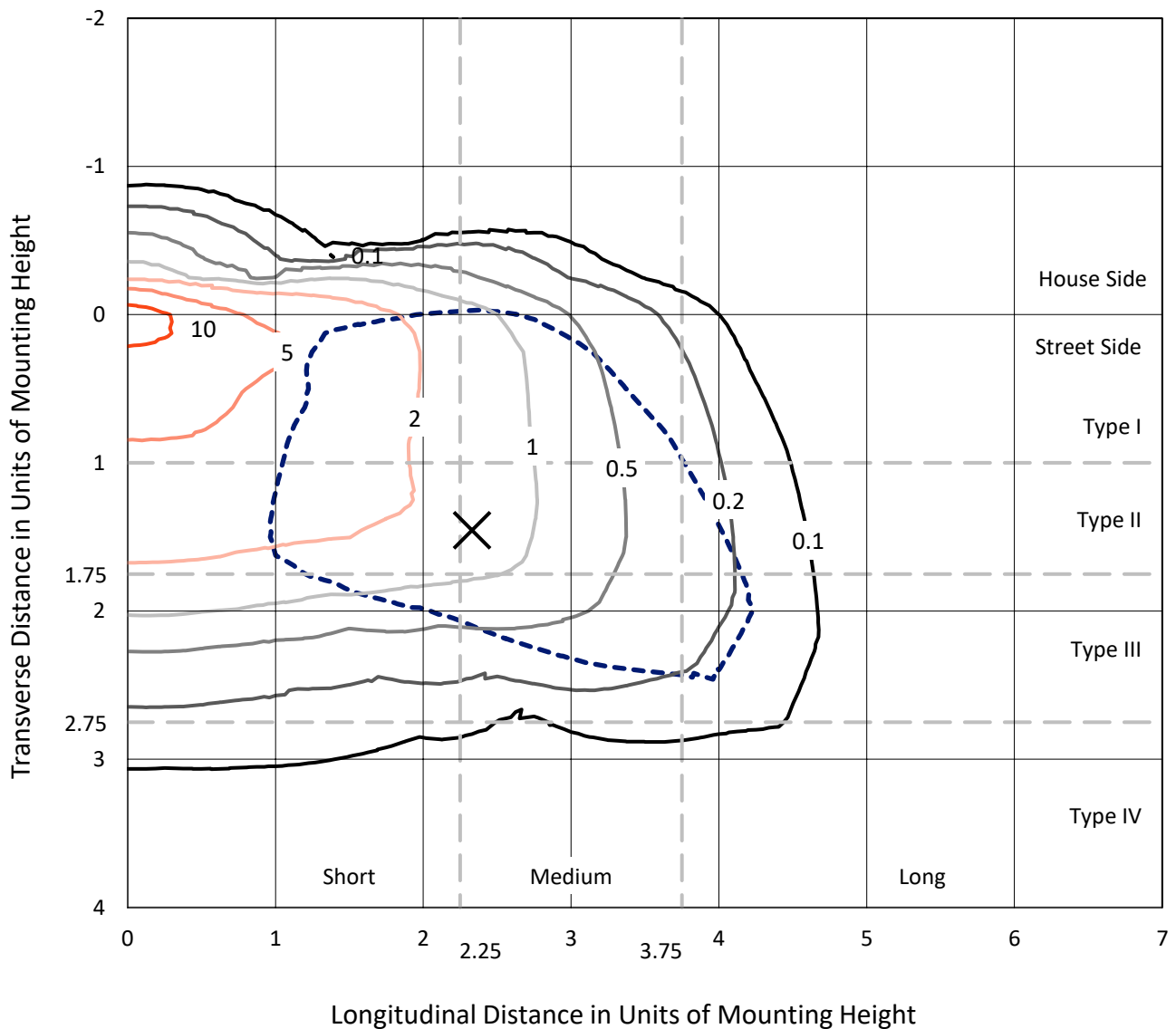
Lumens per Lamp: N/A
Luminaire Lumens: 9449.1 lumens
Efficiency: N/A
Efficacy: 88.6 lumens/watt
Luminous Opening: Rectangular (W 1' x L: 1' x H: 0')
IES Classification: Type III - Medium
BUG Rating: B1 - U0 - G2

Input Watts (W): 106.6
Input Voltage (V): 120
Input Current (A_{in}): NR
Voltage Rise (V): NR
Power Factor: NR
Total Harmonic Distortion (THDi): NR
Frequency (hertz): 60
Stabilization Time: NR
Operation Time: NR
Ambient Temperature (°C): NR
Test Distance: 25 FT

REPORT NUMBER: P676971
 CATALOG NUMBER: CCW-SA-2E-727-U-SL3-HSS

Iso-Footcandle Lines of Horizontal Illumination

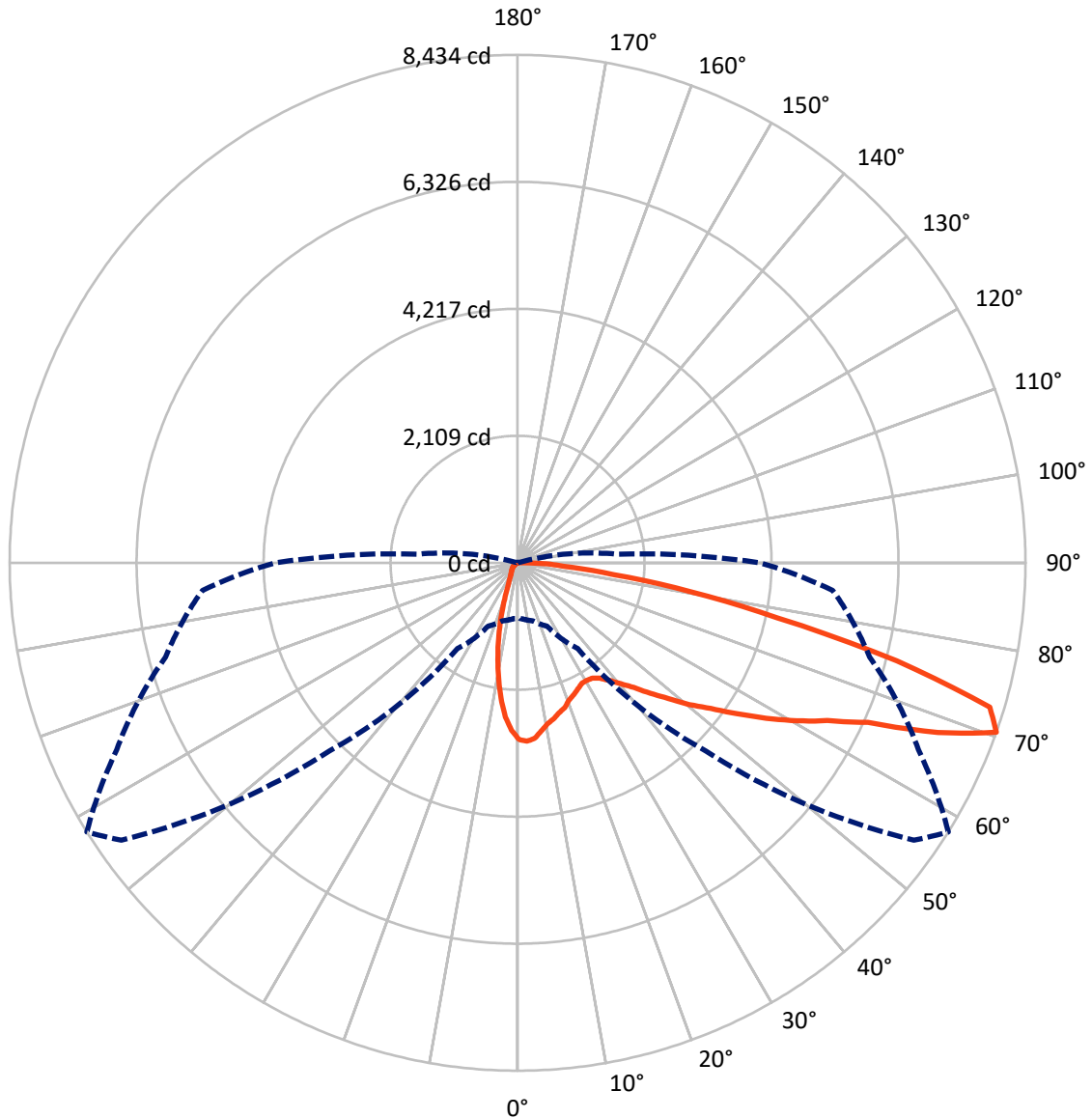
✕ Max cd
 - - - 1/2 Max cd



Based on 15 foot mounting height. Maximum calculated value = 13 fc
 Type III - Medium - N/A

REPORT NUMBER: P676971
CATALOG NUMBER: CCW-SA-2E-727-U-SL3-HSS

Luminous Intensity Polar Plot



— Vertical Plane Through 58-Deg Lateral - - - Horizontal Cone Through 70-Deg Vertical

REPORT NUMBER: P676971
 CATALOG NUMBER: CCW-SA-2E-727-U-SL3-HSS

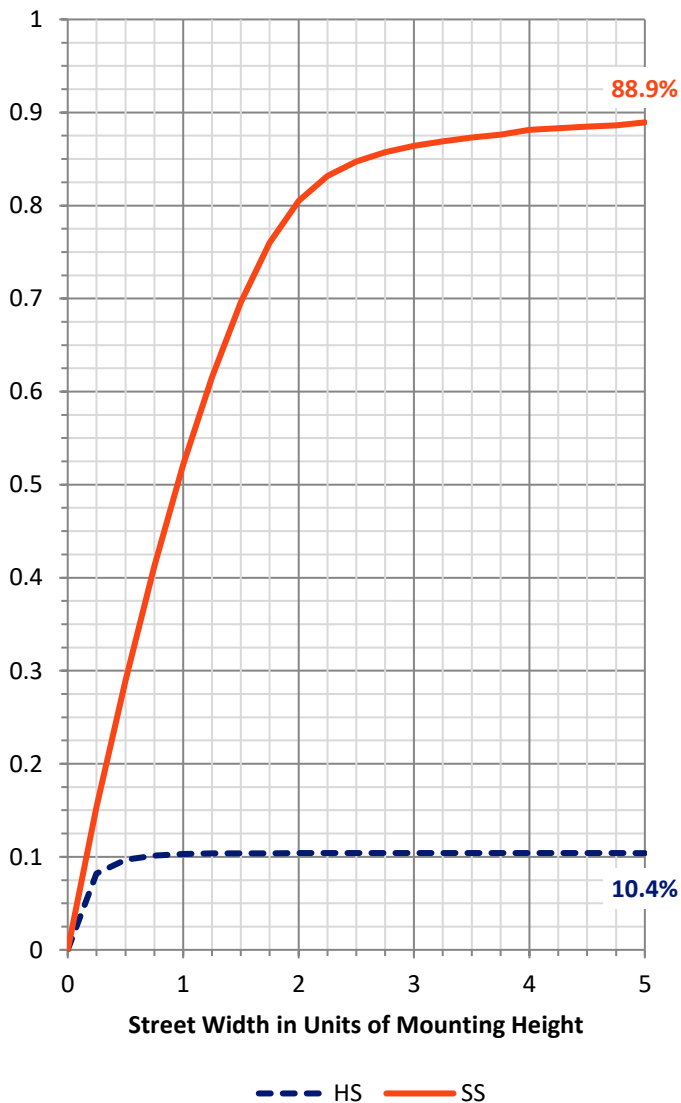
FLUX DISTRIBUTION:

		Downward	Upward	Total
House Side	Lumens	989.5	0.0	989.5
	% Fixture	10.5	0.0	10.5
Street Side	Lumens	8459.6	0.0	8459.6
	% Fixture	89.5	0.0	89.5
Total	Lumens	9449.1	0.0	9449.1
	% Fixture	100.0	0.0	100.0

Coefficient of Utilization

ZONAL LUMENS:

Zone	Lumens	% Fixture
0°-10°	239.4	2.5
10°-20°	498.3	5.3
20°-30°	667.2	7.1
30°-40°	901.9	9.5
40°-50°	1294.4	13.7
50°-60°	1907.5	20.2
60°-70°	2326.7	24.6
70°-80°	1420.8	15.0
80°-90°	193.0	2.0
90°-100°	0.0	0.0
100°-110°	0.0	0.0
110°-120°	0.0	0.0
120°-130°	0.0	0.0
130°-140°	0.0	0.0
140°-150°	0.0	0.0
150°-160°	0.0	0.0
160°-170°	0.0	0.0
170°-180°	0.0	0.0
0°-90°	9449.1	100.0
0°-180°	9449.1	100.0

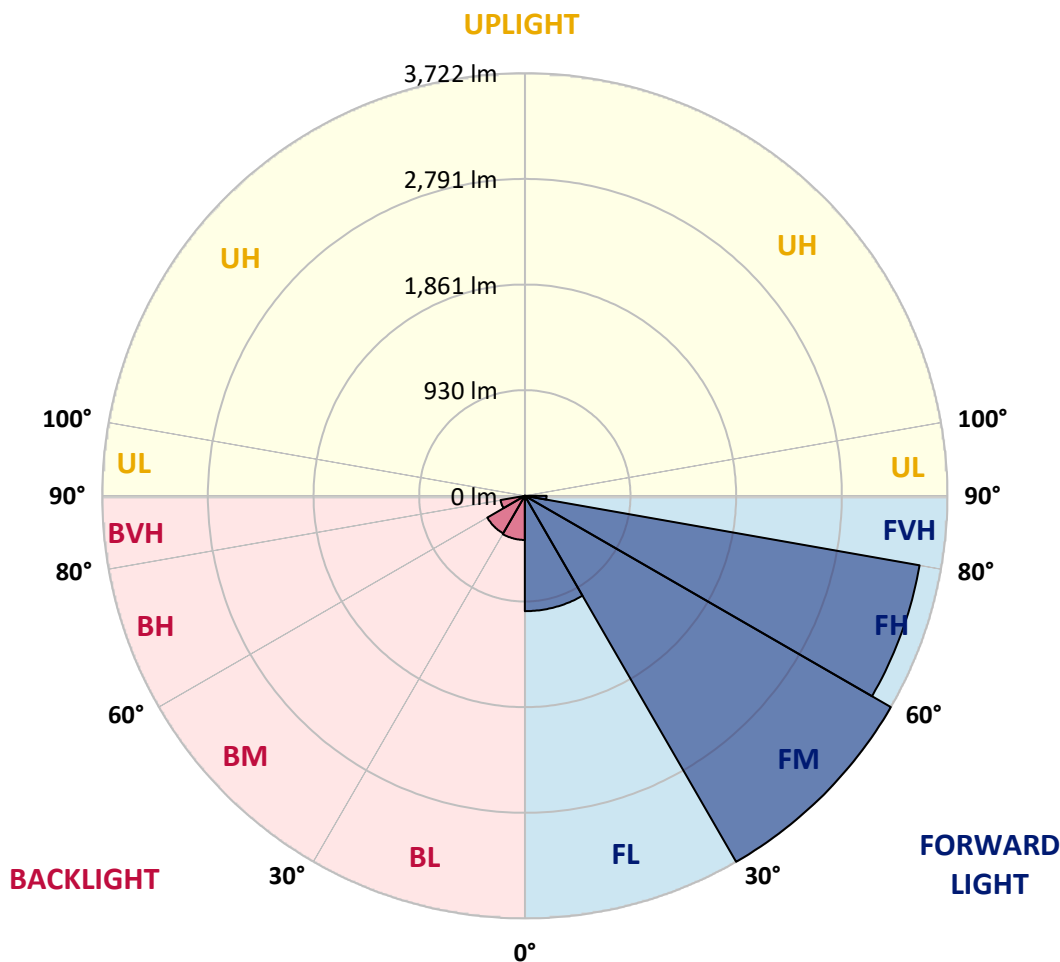


REPORT NUMBER: P676971
 CATALOG NUMBER: CCW-SA-2E-727-U-SL3-HSS

LUMINAIRE CLASSIFICATION SYSTEM LUMEN TABLE AND BUG RATING:

Zone	Lumens	% Fixture	Zone Rating/Lumen Limit		
			B	U	G
FL (0°-30°)	1015.9	10.8			
FM (30°-60°)	3721.9	39.4			
FH (60°-80°)	3530.6	37.4			G2/5000
FVH (80°-90°)	191.1	2.0			G2/225
BL (0°-30°)	388.9	4.1	B1/500		
BM (30°-60°)	381.9	4.0	B1/1000		
BH (60°-80°)	216.8	2.3	B1/500		G1/500
BVH (80°-90°)	1.9	0.0			G0/10
UL (90°-100°)	0.0	0.0		U0/0	
UH (100°-180°)	0.0	0.0		U0/0	

BUG Rating: B1-U0-G2
 Type III Medium





REPORT NUMBER: P676971

CATALOG NUMBER: CCW-SA-2E-727-U-SL3-HSS

CANDELA DISTRIBUTION (FULL):

	0°	5°	15°	25°	35°	45°	55°	58°	65°	75°	85°
0°	2933.3	2933.3	2933.3	2933.3	2933.3	2933.3	2933.3	2933.3	2933.3	2933.3	2933.3
2.5°	2986.5	2997.5	2970.9	3002.0	2973.2	2986.5	2970.9	2966.5	2968.7	2970.9	2953.2
5°	2846.9	2873.5	2884.5	2866.8	2908.9	2902.3	2928.9	2931.1	2920.0	2908.9	2911.1
7.5°	2663.0	2689.6	2700.7	2711.7	2753.8	2809.2	2844.7	2822.5	2840.2	2880.1	2820.3
10°	2530.1	2523.4	2521.2	2543.4	2623.1	2669.6	2729.5	2722.8	2767.1	2804.8	2756.0
12.5°	2366.1	2352.8	2392.7	2410.4	2481.3	2563.3	2609.8	2658.6	2702.9	2742.8	2687.4
15°	2244.3	2255.3	2270.9	2308.5	2359.5	2468.0	2536.7	2583.2	2663.0	2682.9	2660.8
17.5°	2146.8	2155.7	2177.8	2197.7	2262.0	2366.1	2474.7	2530.1	2614.3	2667.4	2598.7
20°	2149.0	2122.4	2122.4	2142.4	2177.8	2301.9	2417.1	2434.8	2550.0	2640.8	2594.3
22.5°	2151.2	2142.4	2122.4	2120.2	2135.7	2224.3	2341.8	2381.6	2505.7	2612.0	2556.7
25°	2182.2	2149.0	2151.2	2120.2	2126.9	2171.2	2264.2	2324.0	2465.8	2627.5	2536.7
27.5°	2208.8	2224.3	2193.3	2180.0	2142.4	2140.1	2217.7	2268.6	2445.9	2663.0	2550.0
30°	2268.6	2279.7	2279.7	2270.9	2235.4	2184.5	2202.2	2266.4	2406.0	2656.3	2527.9
32.5°	2368.3	2348.4	2375.0	2361.7	2315.2	2235.4	2250.9	2284.1	2430.4	2740.5	2563.3
35°	2401.6	2417.1	2452.5	2423.7	2408.2	2361.7	2330.7	2355.0	2465.8	2824.7	2616.5
37.5°	2503.5	2481.3	2505.7	2569.9	2585.5	2501.3	2441.4	2476.9	2598.7	2924.4	2665.2
40°	2512.3	2530.1	2574.4	2700.7	2716.2	2680.7	2632.0	2640.8	2731.7	3052.9	2787.1
42.5°	2556.7	2576.6	2667.4	2773.8	2858.0	2864.6	2829.2	2829.2	2906.7	3259.0	2922.2
45°	2643.1	2609.8	2727.2	2906.7	3028.5	3052.9	3099.4	3088.4	3150.4	3476.1	3174.8
47.5°	2676.3	2687.4	2815.9	3033.0	3172.6	3285.5	3363.1	3365.3	3396.3	3753.0	3502.7
50°	2784.8	2782.6	2937.7	3139.3	3345.4	3551.4	3702.0	3702.0	3699.8	4023.3	3784.0
52.5°	2928.9	2924.4	3044.1	3283.3	3551.4	3810.6	4010.0	4016.6	4067.6	4355.6	4107.5
55°	3163.7	3143.8	3259.0	3436.2	3757.4	4072.0	4417.6	4419.9	4380.0	4592.7	4340.1
57.5°	3360.9	3358.7	3453.9	3624.5	3987.8	4408.8	4809.8	4869.6	4743.3	4836.4	4526.2
60°	3309.9	3338.7	3535.9	3788.5	4231.5	4829.7	5232.9	5326.0	5124.4	5002.5	4665.8
62.5°	2993.1	3059.6	3274.5	3677.7	4437.6	5441.2	5815.6	5773.5	5323.8	5144.3	4836.4
65°	2153.4	2219.9	2485.8	3090.6	4198.3	5873.2	6582.2	6391.6	5678.2	5354.8	5064.6
67.5°	1267.2	1293.8	1460.0	1971.8	3139.3	5638.4	7512.7	7528.2	6376.1	5678.2	5458.9
70°	915.0	934.9	999.2	1163.1	1739.1	4419.9	8031.1	8434.3	7344.3	6050.4	5250.7
72.5°	702.3	702.3	810.9	968.2	1107.7	2647.5	7390.8	8199.5	7554.7	5693.8	4231.5
75°	505.1	518.4	635.8	833.0	1021.3	1329.3	5445.6	6506.8	6402.7	4614.8	2955.4
77.5°	290.2	296.9	447.5	697.9	959.3	912.8	3365.3	4411.0	4535.1	2889.0	1280.5
80°	148.4	152.9	250.3	551.7	868.5	795.4	2007.2	2904.5	2463.6	839.7	296.9
82.5°	73.1	73.1	113.0	352.3	737.8	704.5	1180.8	1604.0	872.9	192.7	124.1
85°	24.4	26.6	51.0	199.4	533.9	425.4	722.2	762.1	292.4	73.1	68.7
87.5°	6.6	8.9	13.3	73.1	232.6	279.1	429.8	487.4	119.6	28.8	33.2
90°	0.0	0.0	0.0	0.0	0.0	0.0	0.0	0.0	0.0	0.0	0.0



REPORT NUMBER: P676971

CATALOG NUMBER: CCW-SA-2E-727-U-SL3-HSS

CANDELA DISTRIBUTION (continued):

	90°	95°	105°	115°	125°	135°	145°	155°	165°	175°	180°
0°	2933.3	2933.3	2933.3	2933.3	2933.3	2933.3	2933.3	2933.3	2933.3	2933.3	2933.3
2.5°	2886.8	2871.2	2853.5	2809.2	2773.8	2727.2	2696.2	2671.9	2625.3	2634.2	2614.3
5°	2858.0	2829.2	2727.2	2629.8	2541.1	2406.0	2312.9	2253.1	2204.4	2155.7	2191.1
7.5°	2807.0	2738.3	2578.8	2397.1	2208.8	2031.6	1854.3	1748.0	1670.5	1599.6	1597.4
10°	2720.6	2609.8	2359.5	2122.4	1832.2	1599.6	1373.6	1196.4	1081.1	997.0	994.7
12.5°	2623.1	2507.9	2193.3	1807.8	1473.3	1145.4	875.1	686.8	578.2	511.8	502.9
15°	2561.1	2392.7	1985.1	1528.7	1114.4	746.6	485.2	367.8	325.7	310.2	310.2
17.5°	2481.3	2288.6	1779.0	1238.4	773.2	432.0	314.6	283.6	281.4	276.9	272.5
20°	2448.1	2208.8	1595.1	988.1	489.6	305.7	270.3	263.6	263.6	259.2	254.8
22.5°	2359.5	2093.6	1400.2	724.5	325.7	268.1	254.8	245.9	241.5	237.1	241.5
25°	2319.6	2011.6	1216.3	500.7	265.9	239.3	232.6	223.8	217.1	214.9	214.9
27.5°	2293.0	1929.7	1036.8	347.8	234.8	219.3	206.0	199.4	190.5	181.7	181.7
30°	2273.1	1865.4	864.0	257.0	210.5	195.0	183.9	168.4	157.3	148.4	148.4
32.5°	2246.5	1790.1	691.2	219.3	190.5	175.0	155.1	141.8	126.3	119.6	119.6
35°	2255.3	1739.1	542.8	195.0	170.6	150.7	132.9	115.2	99.7	93.0	90.8
37.5°	2273.1	1701.5	412.1	175.0	152.9	130.7	110.8	90.8	82.0	73.1	73.1
40°	2348.4	1690.4	303.5	161.7	139.6	115.2	93.0	75.3	66.5	59.8	57.6
42.5°	2474.7	1705.9	234.8	146.2	126.3	97.5	77.5	62.0	53.2	46.5	44.3
45°	2636.4	1765.7	192.7	137.4	110.8	82.0	62.0	51.0	39.9	35.4	35.4
47.5°	2871.2	1858.8	168.4	126.3	97.5	68.7	53.2	39.9	31.0	26.6	26.6
50°	3137.1	1965.1	148.4	113.0	84.2	57.6	42.1	31.0	22.2	19.9	19.9
52.5°	3403.0	2100.3	137.4	104.1	73.1	46.5	33.2	22.2	15.5	13.3	13.3
55°	3682.1	2219.9	124.1	97.5	59.8	37.7	24.4	13.3	8.9	6.6	6.6
57.5°	3877.1	2266.4	108.6	84.2	46.5	28.8	17.7	8.9	4.4	2.2	2.2
60°	4016.6	2273.1	93.0	68.7	35.4	22.2	11.1	4.4	2.2	0.0	0.0
62.5°	4134.1	2286.4	79.8	53.2	26.6	15.5	6.6	2.2	0.0	0.0	0.0
65°	4366.7	2275.3	64.2	42.1	17.7	8.9	4.4	0.0	0.0	0.0	0.0
67.5°	4550.6	2164.5	51.0	28.8	11.1	4.4	2.2	0.0	0.0	0.0	0.0
70°	4025.5	1650.5	39.9	19.9	6.6	2.2	0.0	0.0	0.0	0.0	0.0
72.5°	3161.5	1101.1	26.6	11.1	4.4	2.2	0.0	0.0	0.0	0.0	0.0
75°	2073.7	547.2	19.9	6.6	2.2	0.0	0.0	0.0	0.0	0.0	0.0
77.5°	806.4	144.0	13.3	4.4	0.0	0.0	0.0	0.0	0.0	0.0	0.0
80°	195.0	48.7	6.6	2.2	0.0	0.0	0.0	0.0	0.0	0.0	0.0
82.5°	84.2	17.7	4.4	2.2	0.0	0.0	0.0	0.0	0.0	0.0	0.0
85°	51.0	8.9	2.2	0.0	0.0	0.0	0.0	0.0	0.0	0.0	0.0
87.5°	26.6	4.4	2.2	2.2	0.0	0.0	0.0	0.0	0.0	0.0	0.0
90°	0.0	0.0	0.0	0.0	0.0	0.0	0.0	0.0	0.0	0.0	0.0

(END OF REPORT)